


Container Reach Stacker

XCS4531K



5 Containers

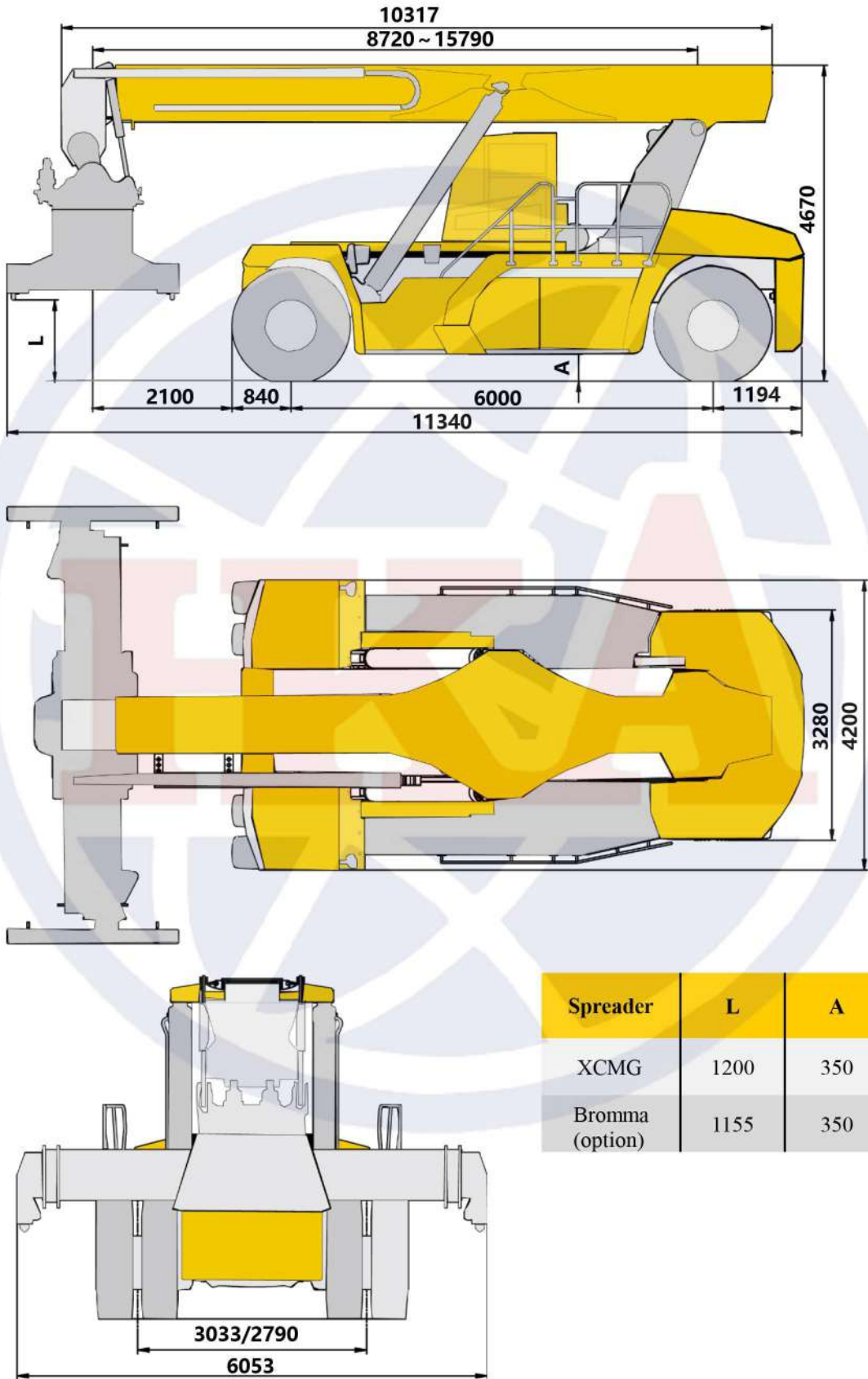


PT. HASTA KARYA ANANTA
SALES - RENTAL - SERVICE - SPAREPART - TRADE IN

Contents

Contents	Page
Dimensions	3
Technical specifications	4
Weight / Working speeds	5
Lifting capacity	6
Dimensions of transported parts	7-8
Aisle width	9
Main Technical Data	10
Main parts list	11
Notes	12

Dimensions



Spreader	L	A
XCMG	1200	350
Bromma (option)	1155	350

Technical specifications

Standard equipment

Spreader	XCMG spreader is suitable for handling 20' and 40' standard containers. Telescoping, side shift and rotating function, as well as twist lock control are available. Rated lifting capacity: 45 t. Side shift: ± 800 mm. Rotation angle: $-105^{\circ} \sim +195^{\circ}$.
Cab	Dynamic moving full-view driver's cab. Equipped with ergonomic seat, two point retractable seat belt, water cup holder, 12V and 24V power supply, radio, loudspeaker amplifiers and HD Reverse view system.
Air condition	High-power, fully automatic heating and cooling air condition.
Engine	QSM 11, in line, six-cylinder, water-cooled, turbocharged, electric control diesel engine, manufactured by Cummins; Rated power 250 kW/2100rpm, max. torque 1674 Nm / 1400 rpm; Emission compliance: compliant with off-road U.S. EPA Tier 3/EU Stage IIIA;
Transmission	automatic transmission (with manual shift) manufactured by America Dana
Drive axle	D102PL341 heavy duty drive axle, manufactured by German Kessler.
Tires	6 diagonal tires, Tire specifications: 18.00-25 40PR.
Brakes	Service brake: wet disc brake, acting on the front wheels, and equipped with independent cooling tank, high performance filter and radiator. Parking disc brake, acting on the front axle.
Steering	Equipped with full hydraulic power steering, and easy to use.

Hydraulic system

America Parker variable plunger pump and valves, the system has compound action, high and low speed automatic switching (high speed when unloaded, low speed when loaded.), vertical lifting and spreader anti-swing function.
Equipped with high performance filter and high power independent radiator.

Electric System

24V Can bus control system, two batteries, negative ground.

Driving lights: three headlights, two turning signals in front of the vehicle; two turning signals, two brake lights and two reversing lights behind the vehicle.

Working lights: four working lights at the spreader locks, four working lights at the middle of the boom, four working lights behind the vehicle.

Warning lights: one rotating alarm lamp at the back of the vehicle.

Safety devices

LMT, anti-tilting protection device for rear axle, 2.5m long distance astern radar, one 2kg fire extinguisher, automatic fire extinguishing system.

Frame

Frame is made of high tension steel, with anti-torsion large cross-section.

Boom

Two-stage, quadrangular telescopic boom, anti-torsion design, is made of high tension steel.

Product parts list is as mentioned above, refer to the product quotation for specific parts.

Weight

Item	Front Axle	Rear Axle	Total weight	Tolerance
Unloaded	35850kg	35350kg	71200kg	±3%
Rated load	99860kg	16340kg	116200kg	±3%

The axle loads listed in the table are the values when 45t Load located on the first row.

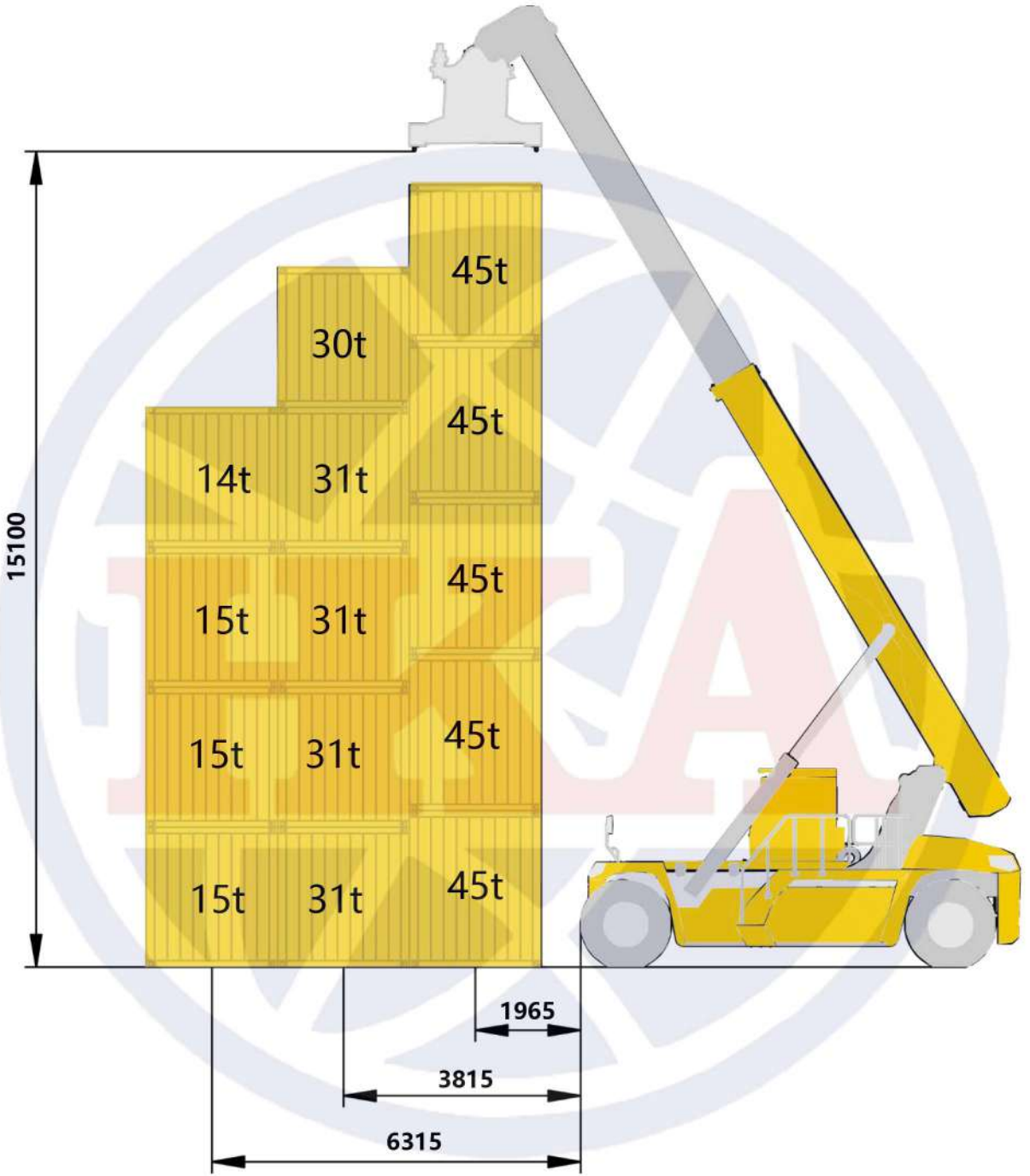
Working speeds

Item	Unloaded	Rated load	Tolerance
Lifting speed	420mm/s	250mm/s	±10%
Lowering speed	360mm/s	300mm/s	±10%
Traveling speed	25km/h	21km/h	±10%

Spreader specifications

Item	XCMG Spreader	Bromma Spreader (option)	Tolerance
Lifting capacity	45000kg	45000kg	≥
Side shift	±800mm	±800mm	±1.5%
Telescoping time	extend: 25s Retract: 11s	15s	±10%
Rotating time	50S	50s	±10%
Shifting time	15s	15s	±10%
Lock\unlock time	1s	1s	±10%

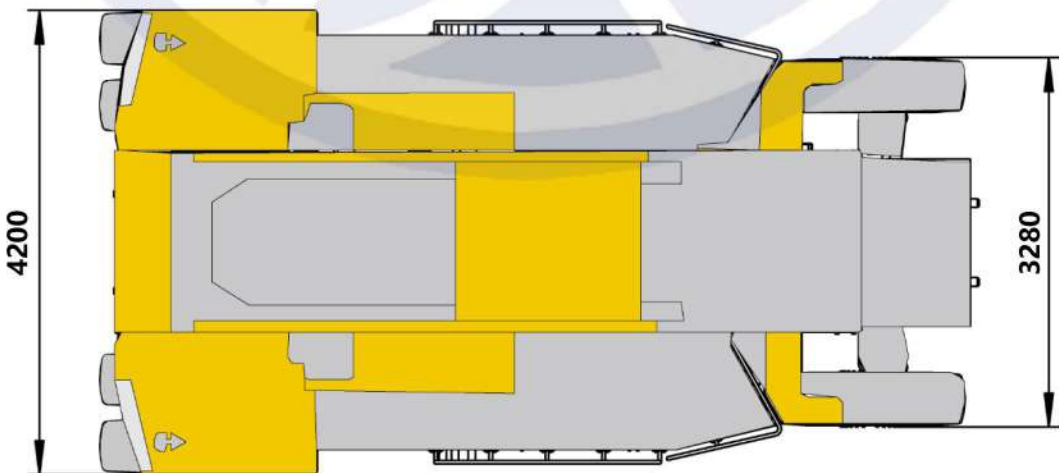
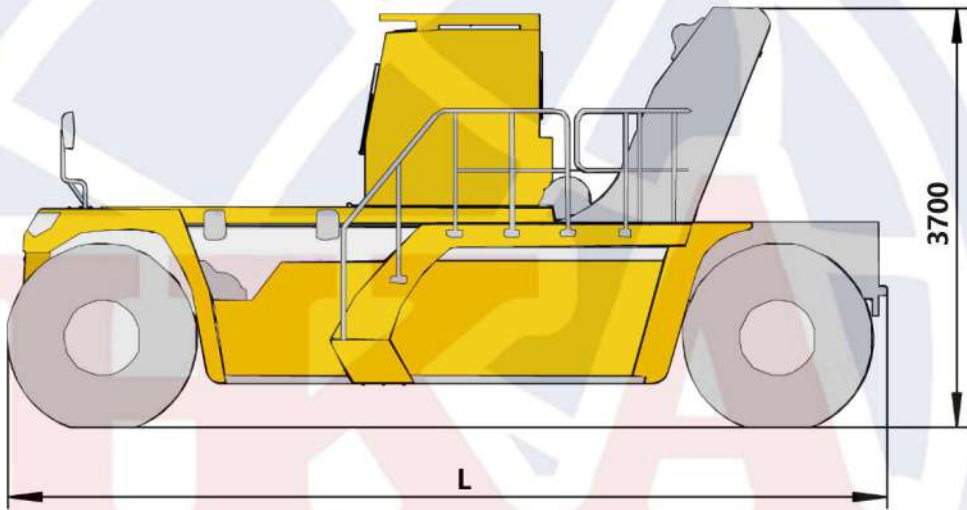
Lifting capacities



Spreader	Max. Lifting Height	Max. Lifting Capacity	Number of Stacking
XCMG	15100mm	45t	5 (9'6")-5 (8'6") -4 (8'6")

Dimensions of transported parts

1		Main machine	
Weight	31200kg	35050kg	
Qty	1		
Length L	7596mm	8035mm	
Notes	Removing the counterweight B	Not removing the counterweight B	

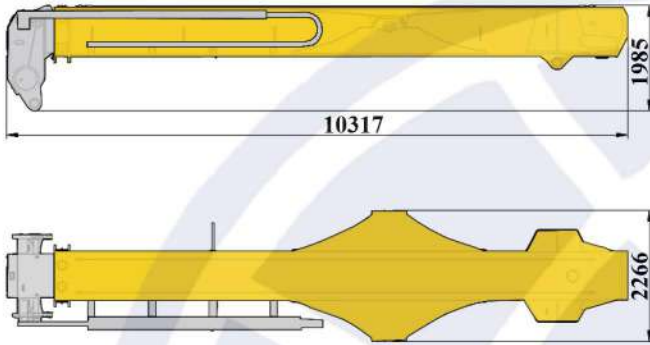


Dimensions of transported parts

2

Boom assembly

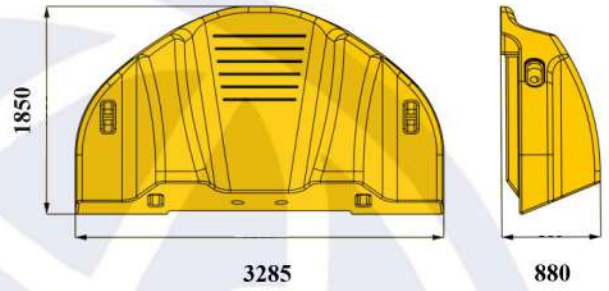
Weight	13935kg
Qty	1



4

Counterweight A

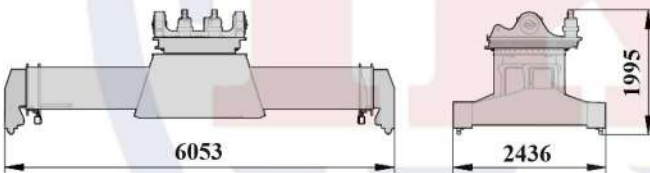
Weight	13742kg
Qty	1



3

Spreader

Weight	8000kg
Qty	1



5

Counterweight B

Weight	3826kg
Qty	1



NOTES: All of these are single piece weight, and boom assembly include boom and telescopic cylinder.

Main Technical Data

No.	Item	Unit	Parameter	Tolerance	
1	length	mm	11340	±2%	
2	Width	Spreader	mm	6053	±2%
3		Front wheel	mm	4200	±2%
4	Height	mm	4670	±2%	
5	Wheelbase	mm	6000	±1%	
6	Trace	Front	mm	3033	±1%
7		Rear	mm	2790	±1%
8	Overhang	Front	mm	840	±1%
9		Rear	mm	1194	±1%
10	Min. ground clearance	mm	350	±1%	
11	Min. turning radius	mm	8000	≤102%	
12	Max. drawbar pull	kN	380	≥90%	
13	Max grade ability	%	33%	≥90%	
14	Dead weight	kg	71200	±3%	
15	Rated lifting capacity	kg	45000	—	
16	Stacking capacity	—	5-5-4	—	
17	Max. lifting height	mm	15100	±1.5%	
18	Max. lifting speed	Unloaded	mm/s	425	±10%
19		Rated load	mm/s	250	±10%
20	Max. lowering speed	Unloaded	mm/s	360	±10%
21		Rated load	mm/s	300	±10%
22	Max. traveling speed	Unloaded	km/h	25	±10%
23		Rated load	km/h	21	±10%
24	Aisle width	20'	mm	11300	±2%
25		40'	mm	13600	±2%

Main parts list

N0.	Name	Model	Manufacturer
1	Spreader (XCMG)	XJD450	Xuzhou XCMG Port Machine Co.,Ltd.
2	Engine	QSM 11	Cummins
3	Transmission	DANA	America Dana
4	Drive Axle	D102PL341	Germany Kessler
5	Pump	P105	America Parker
6	Main valve	M402LS-2-4092B	America Parker
7	Telescopic cylinder	XCS45_2.16	Xuzhou Hydraulic Parts Co., Ltd. XCMG
8	Luffing Cylinder	XCS45_2.28	Xuzhou Hydraulic Parts Co., Ltd. XCMG
9	Tire	18.00-25	Guizhou Tyre Co., Ltd. Hongzhou Zhongce Rubber Co., Ltd.
10	Cab	XCS4531K.03	Hubei Qixing Cabin Manufacturing Co., Ltd.
11	Radiator	XCS4531K.48	AKG Thermal Systems(Taicang) Co.,Ltd

1. All information in the brochure is provided for reference only. Never rely on it to operate the machine. Refer to the operation manual for operation instructions of the machine.
2. Container reach stacker belong to off-road machines. Local traffic rules and regulations must be observed. For long-distance job site transfer, use a trailer and take GVW, axle load and dimensions of the machine into consideration.
3. The machine must be operated on firm ground, which gradient does not exceed 3%.
4. Operation of the machine is permissible only when the wind force is below grade 6.
When operating the machine under wind, it is necessary to observe wind speed, equipment status and operating environment. In addition, the wind velocity on the ground is different with that in the high air, and it is also different on flat ground and in city air, which shall be taken into account.



Phone : (+62) 821-2105-7114

Email : negi@hka.co.id

Website : elevatindo.com